

**PRODUCT
CATALOGUE**

IUI AND EMBRYO TRANSFER
CATHETERS
OOCYTE RETRIEVAL
NEEDLES



Quality Results
for Life

OOCYTE RETRIEVAL **NEEDLES**

OOCYTE RETRIEVAL NEEDLES

Manufactured from high quality stainless steel, its triple cut blade provides a fast puncture, minimizing damage to the ovarian tissue. The excellent control of the puncture allows the operation time to be reduced, retrieving oocytes in the best possible conditions.

Its "Thin Wall" design allows the same internal aspiration diameter to be maintained with needles of a smaller external diameter, thus reducing the risk of bleeding and lesions for the patient, improving their recovery time.

Our range of diameters, from 16G to 21G, the largest on the market, offers ideal options for working with patients with low response, or even in natural cycles, allowing the follicular aspiration to be carried out without anesthetic with the smallest diameters.

Main Features

TIP WITH ECHOGENIC MARKING

Guarantees high ultrasound visibility and a safer approach to the follicle thanks to the marking to the very tip of the needle

THIN WALL DESIGN

Provides thinner needles maintaining the same inner diameter

TRIPLE CUT BLADE

Ensures a clean and smooth puncture minimizing trauma and improves patient recovery after oocyte retrieval

ERGONOMIC HANDLE WITH POSITION MARKER

Provides additional control throughout the oocyte pick-up and helps to control the position of the needle blade

SILICON BUNG WITH SYRINGE CONNECTION

Facilitates the flushing of the needle

OOCYTE RETRIEVAL NEEDLES

The IVF journey starts with the oocyte retrieval process:

The correct choice of oocyte retrieval needles, ensures successful follicular aspiration and maximizes the number of oocytes retrieved.

FOLLICULAR ASPIRATION

Follicular aspiration consists of aspirating the fluid from the ovarian follicles vaginally using an ultrasound-guided needle.



Learn more about
**The Importance of
Aspiration Pressure
for an Efficient
Oocyte collection.**



Kitazato recommended aspiration pressures:

Needle Gauge Single Lumen	Aspiration Pressure	
	(mmHg)	(kPa)
16G	100±25	13.3±3.3
17G	125±25	16.7±3.3
18G	150±25	20.0±3.3
19G	175±25	23.3±3.3
20G	200±25	26.7±6.6
21G	225±25	30.0±6.6

Needle Gauge Double Lumen	Aspiration Pressure	
	(mmHg)	(kPa)
16G	150±25	20.0±3.3
17G	175±25	23.3±3.3
18G	200±25	26.7±3.3

LESS PAIN WITH **THIN WALL DESIGN**

A Kitazato needle offers the same inner diameter width for the aspiration opposed to other brand thicker needles.

This allows oocyte retrieval to be carried out with a smaller gauge needle and therefore reduces the possibility of bleeding and the risk of injuries to the uterine lining, whilst minimizing stress in the oocyte during aspiration.



Kitazato Needle
Less damage to the ovary



Competitor Needle

WIDE RANGE OF **DIAMETRES**

We offer a wide range of Oocyte Retrieval Needles with single lumen (from 16G to 21G) and double lumen (from 16G to 18G).

With the aim of minimizing distress to the patient, **Kitazato offers a full range of Thin Wall needles from 16G to 21G.** The smaller diameters are ideal for patients with low response or for natural cycles, even allowing to work without anesthesia during the ovarian puncture.



OOCYTE RETRIEVAL NEEDLES

SINGLE LUMEN NEEDLES

Kitazato single lumen needles provide a reliable oocyte retrieval whilst guaranteeing a continuous aspiration flow to minimize oocyte stress.

Available from 16G to 21G and with different lengths of aspiration lines.

PUMP ASPIRATION

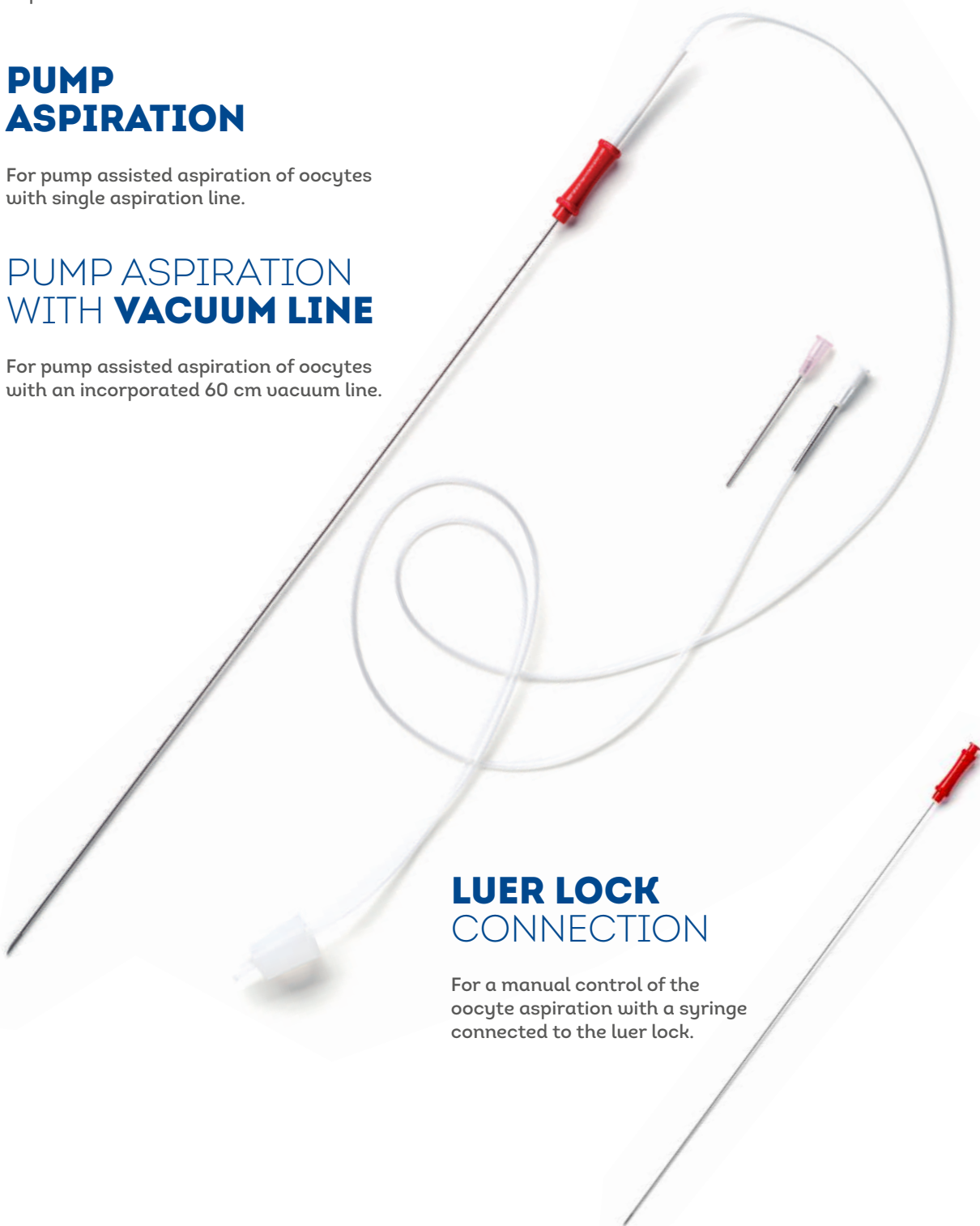
For pump assisted aspiration of oocytes with single aspiration line.

PUMP ASPIRATION WITH **VACUUM LINE**

For pump assisted aspiration of oocytes with an incorporated 60 cm vacuum line.

LUER LOCK CONNECTION

For a manual control of the oocyte aspiration with a syringe connected to the luer lock.



DOUBLE LUMEN NEEDLES


Kitazato double lumen needles allow oocyte pick-up and follicle flushing in one procedure.

Larger inner channel allows oocyte retrieval while outer channel is intended for follicle flushing. Available from 16G to 18G.


- Inner lumen for secondary channel
- Syringe included in the sterile bag



TIP WITH ECHOGENIC
MARKING



TRIPLE CUT BLADE



SILICON BUNG
WITH LUER LOCK



ERGONOMIC HANDLE
WITH POSITION MARKER

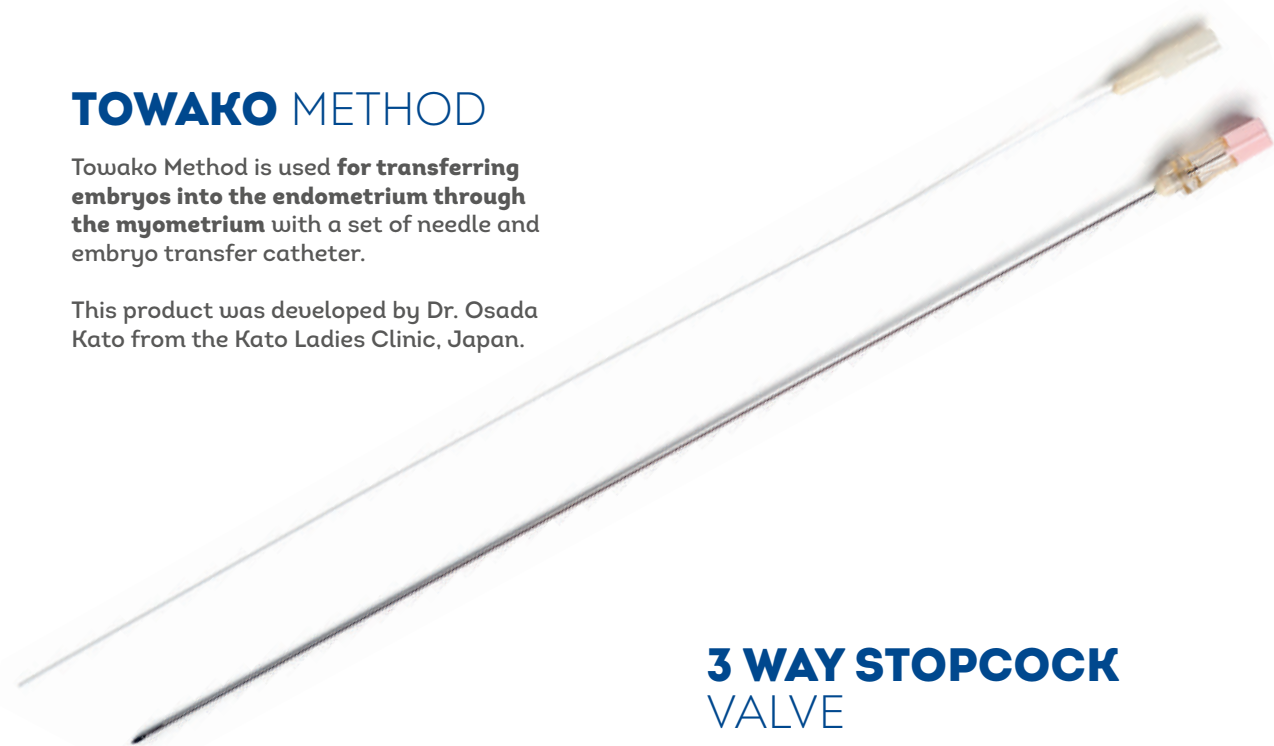
OOCYTE RETRIEVAL NEEDLES

SPECIAL PROCEDURE NEEDLES

TOWAKO METHOD

Towako Method is used **for transferring embryos into the endometrium through the myometrium** with a set of needle and embryo transfer catheter.

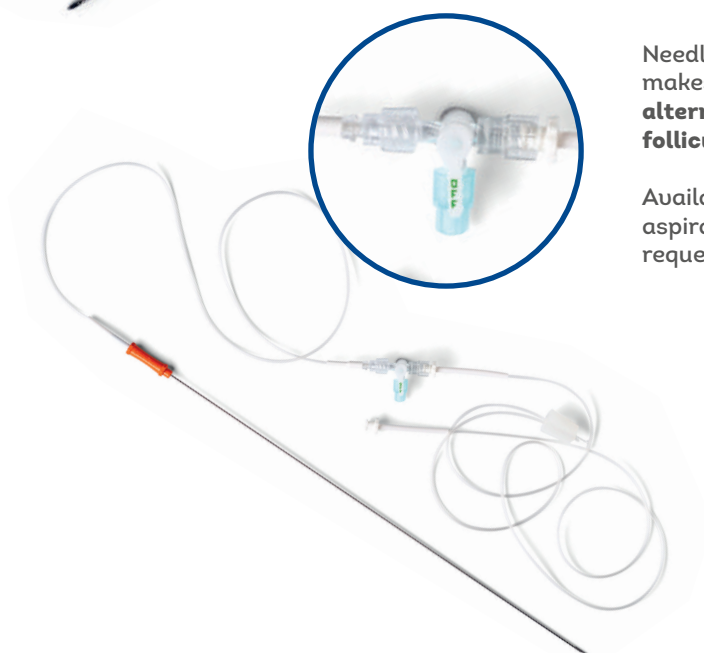
This product was developed by Dr. Osada Kato from the Kato Ladies Clinic, Japan.



3 WAY STOPCOCK VALVE

Needle with a 3 way stopcock valve, that makes possible to regulate the flow, allowing **alternation between oocyte aspiration and follicular cleaning through a single channel.**

Available in sets with a 17G needle and 80cm aspiration tube (other lengths available upon request).



IVM NEEDLES

For the collection of immature oocytes in in vitro maturation cycles of non-stimulated ovaries.



PRODUCT REFERENCES

Single Lumen Pump Aspiration

Order Number	Gauge	Length (cm)	Aspiration Line (cm)*
326350	16	35	80
327350	17	35	80
328350	18	35	80
329350	19	35	80
320350	20	35	80
320300	20	30	80
321300	21	30	80

*Other aspiration line lengths available

Single Lumen Pump Aspiration with Vacuum Line

Order Number	Gauge	Length (cm)	Aspiration Line (cm)*
336350	16	35	80 + 60
337350	17	35	80 + 60
338350	18	35	80 + 60
339350	19	35	80 + 60
330300	20	30	80 + 60

Single Lumen with Luer Lock

Order Number	Gauge	Length (cm)	Aspiration Line (cm)
316001	16	32.5	-
317001	17	32.5	-
318001	18	32.5	-
319001	19	32.5	-
310001	20	32.5	-

Double Lumen

Order Number	Gauge	Length (cm)	Aspiration Line (cm)	Flushing Line (cm)
376350	16	35	80	100
377350	17	35	80	100
378350	18	35	80	100

Special Procedure

Order Number	Product Name	Gauge	Length (cm)	Aspiration Line (cm)
268003	Towako Method	18	32.5	-
367350	Manual Aspiration Set for Syringe	17	35	60
357353	Aspiration Set with Stopcock	17	35	80 + 40 with stopcock
347275	IVM Needle	17 & 20	27.5 & 35	30

Quality control

- SAL (Sterility Assurance Level): 10^{-6}
- LAL assay for Endotoxin
- MEA (Mouse embryo assay)
- Shelf life: 3 years

EMBRYO
TRANSFER
**STRAIGHT
CATHETERS**

STRAIGHT CATHETERS

Designed following the advice of the most reputed gynaecologists, **EC-PRO** ET Catheters offer excellent control, visibility and smoothness to minimize trauma to the patient and maximize embryo implantation.



Main Features

GUIDE WITH WIDE OPENING IN THE HANDLE

allows the inner catheter to be inserted easily

MALLEABLE GUIDE WITH MEMORY

maintains its shape for a long period of time

ERGONOMIC HANDLE WITH ORIENTATION MARKING

for safe and precise handling during the transfer

APPROXIMATION MARKS

on the catheter to monitor the insertion in the uterine cavity and facilitate the loading phase

SMOOTH TIP

for atraumatic insertion

Catheters and stylets
AVAILABLE IN TWO LENGTHS
(18cm and 23cm)

EMBRYO TRANSFER CATHETERS

Straight Catheters

Soft and flexible
EC-PRO catheter

With memory:
it can be bent and
shaped as desired

Wide range
available to suit
all needs

**Available in set
with obturator
and trial
catheter:**
this prevents
blood and mucus
entering through
the tip

Echogenic model
EC-PRO Master
facilitates
the visibility of
the internal
catheter

**Stylet set with
guide** helps
cannulation
in difficult
transfers



EC-PRO MASTER

EC-PRO Master is **fully echogenic**, its unique design provides enhanced visibility under ultrasound and optimizes the placement of the embryos.

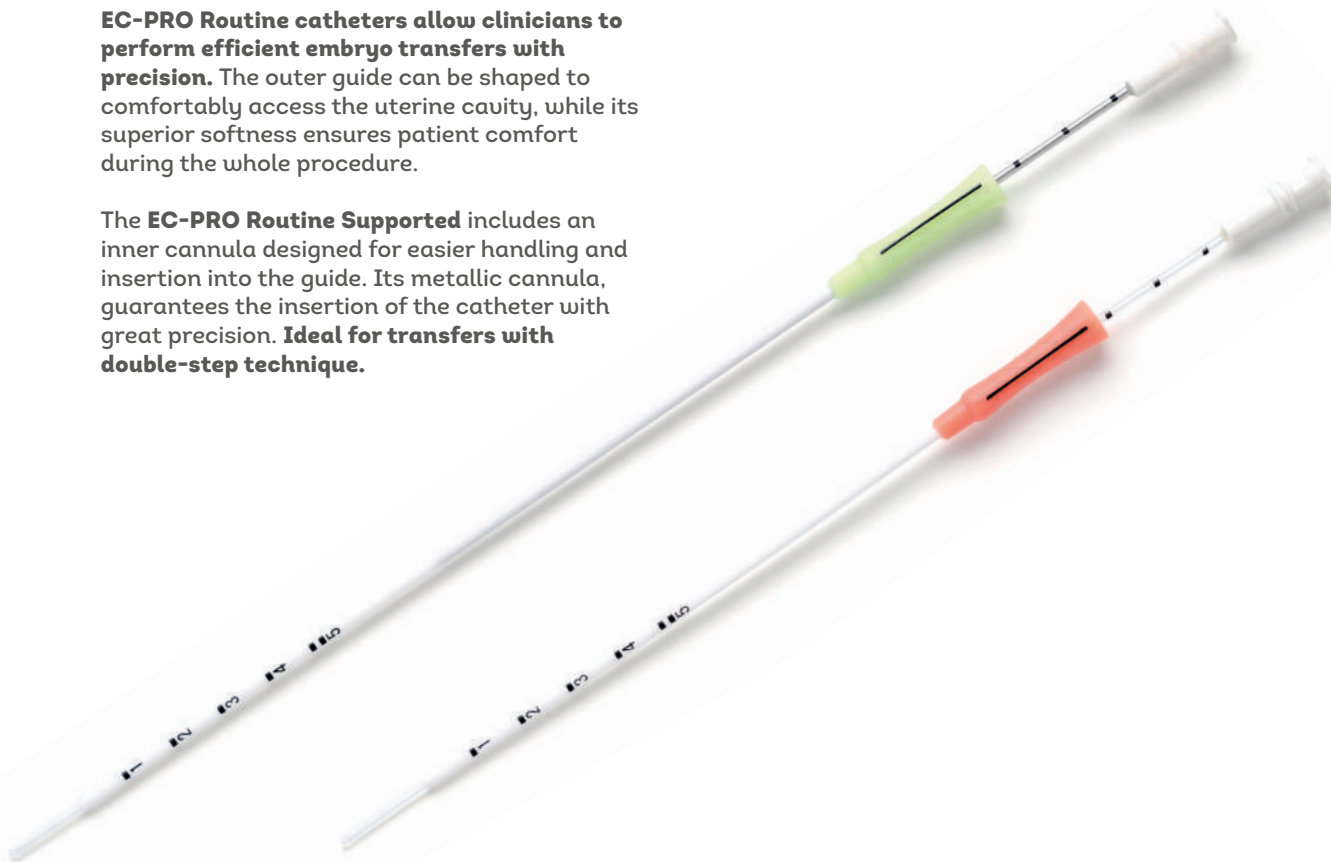
Available with supported cannula.



EC-PRO ROUTINE

EC-PRO Routine catheters allow clinicians to perform efficient embryo transfers with precision. The outer guide can be shaped to comfortably access the uterine cavity, while its superior softness ensures patient comfort during the whole procedure.

The **EC-PRO Routine Supported** includes an inner cannula designed for easier handling and insertion into the guide. Its metallic cannula, guarantees the insertion of the catheter with great precision. **Ideal for transfers with double-step technique.**




EC-PRO TRIAL

EC-PRO Trial allows positioning the guide in place before inserting an embryo-loaded inner catheter.



STYLET

Stylets can be molded and provide rigidity to the guide during transfer. Available for the whole range.



EMBRYO TRANSFER CATHETERS

PRODUCT REFERENCES

EC-PRO Routine

Order Number	Description	Diameter (Fr)	Length (cm)
275018	Trial Catheter and Guide	4.7	18
275023	Trial Catheter and Guide	4.7	23
205118	Supported Catheter	4.7	18
205123	Supported Catheter	4.7	23
215018	Catheter and Guide	4.7	18
215023	Catheter and Guide	4.7	23
215118	Supported Catheter and Guide	4.7	18
215123	Supported Catheter and Guide	4.7	23
225523	Supported Catheter and Guide with Obturator	4.7	23

EC-PRO Master

Order Number	Description	Diameter (Fr)	Length (cm)
205218	Echogenic Catheter	4.7	18
205223	Echogenic Catheter	4.7	23
215218	Echogenic Catheter and Guide	4.7	18
215223	Echogenic Catheter and Guide	4.7	23
205318	Echogenic Supported Catheter	4.7	18
205323	Echogenic Supported Catheter	4.7	23
215318	Echogenic Supported Catheter and Guide	4.7	18
215323	Echogenic Supported Catheter and Guide	4.7	23

Stylets

Order Number	Description	Length (cm)	Quantity
294015	Soft stylet with guide for 18cm catheter	15	10
294020	Soft stylet with guide for 23cm catheter	20	10
294115	Hard stylet with guide for 18cm catheter	15	10
294120	Hard stylet with guide for 23cm catheter	20	10

Quality control

- SAL (Sterility Assurance Level): 10⁻⁶
- LAL assay for Endotoxin
- MEA (Mouse embryo assay)
- Shelf life: 3 years

EMBRYO
TRANSFER
**PRECURVED
CATHETERS**

EMBRYO TRANSFER CATHETERS

PRECURVED ET CATHETERS

Kitazato Precurved ET Catheters offer superior smoothness in a range of 3 and 4 Frenchs and two different types of tips: straight or bulb.

The characteristic curve and flexibility of the outer sheath allows easy and atraumatic navigation through the cervical canal.

Its visibility under the ultrasound improves positioning and precision during the embryo transfer improving implantation.

Kitazato Precurved ET catheter is available for both single and double step embryo transfers.

Main Features

WIDE OPENING AT THE HANDLE

Allows inner catheter to be inserted easily in the guide

SUPPORTED INNER CATHETER

for better control and insertion into the guide

STOPPER FOR SETTING THE GUIDE

for atraumatic insertion

SOFT AND HIGHLY FLEXIBLE

for easier navigation through the cervical canal

OPTIONAL ROUNDED BULB TIP

to reduce trauma during the insertion

ECHOGENIC RING NEXT TO THE BULB

for enhanced echogenicity

SUPERIOR SMOOTHNESS

APPROXIMATION MARKS

on the guide and catheter for a greater precision in the maneuver

Precurved ET Catheters with curvature and high flexibility **ensure an easy navigation through the cervix in all kinds of anatomies.**



Precurved Catheters

Available in 3 and 4 French diameters

Rounded tip to facilitate atraumatic insertion

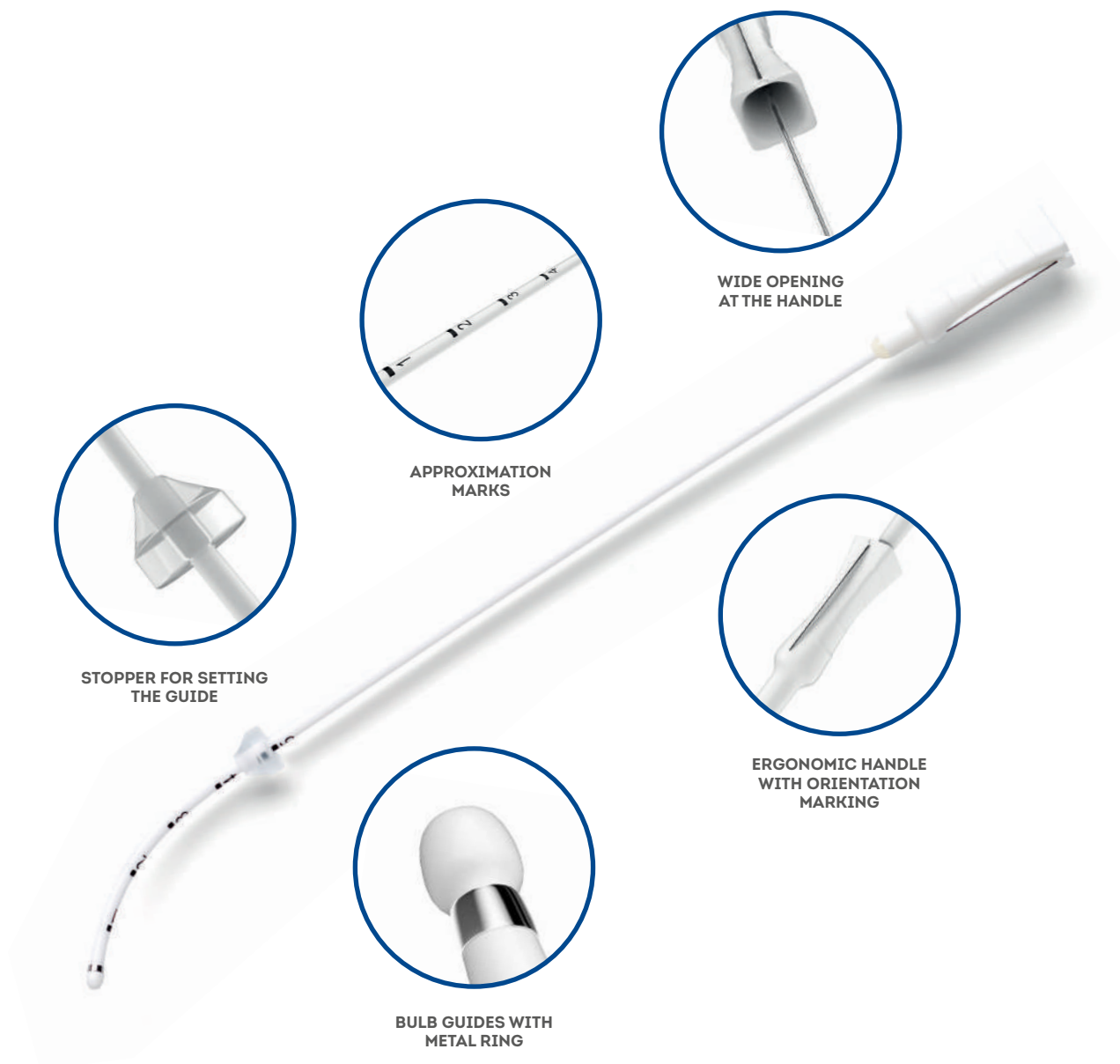
Available in set with obturator

Stylet available separately: helps cannulation in difficult transfers

Positioning mark on the handle to know the direction of catheter curvature

Straight and bulb tip
Two different types of tip available

EMBRYO TRANSFER CATHETERS



DOUBLE STEP EMBRYO TRANSFERS SET

Kitazato Pre-curved ET catheter is available in sets, including:

- Catheter
- Guide
- Obturator

Stylets also available for difficult transfers.



PRODUCT REFERENCES

Bulb Tip Guide

Order Number	Description	Diameter (Fr)	Length (cm)
213322	Catheter and Guide	3	22
213325	Catheter and Guide	3	25
214422	Catheter and Guide	4	22
214425	Catheter and Guide	4	25
223322	Catheter and Guide with Obturator	3	22
223325	Catheter and Guide with Obturator	3	25
224422	Catheter and Guide with Obturator	4	22
224425	Catheter and Guide with Obturator	4	25
223340	Catheter and Guide with Obturator	3	40



Straight Tip Guide

Order Number	Description	Diameter (Fr)	Length (cm)
214322	Catheter and Guide	4	22
214325	Catheter and Guide	4	25
224322	Catheter and Guide with Obturator	4	22
224325	Catheter and Guide with Obturator	4	25



Stylets

Order Number	Description	Diameter (Fr)	Length (cm)
243017	Stylet for guide with 22cm catheter	3	17
243020	Stylet for guide with 25cm catheter	3	20
244017	Stylet for guide with 22cm catheter	4	17
244020	Stylet for guide with 25cm catheter	4	20

Quality control

- SAL (Sterility Assurance Level): 10^{-6}
- LAL assay for Endotoxin
- MEA (Mouse embryo assay)
- Shelf life: 3 years

**INTRAUTERINE
INSEMINATION**
CATHETERS

INTRAUTERINE INSEMINATION CATHETERS

Improve your success rates in intrauterine insemination with our full range of IUI catheters. To adapt to your preferences and cover your needs, Kitazato offers 4 levels of rigidity and two different lengths.



DOUBLE LATERAL
OPENING TIP

Main Features

DOUBLE LATERAL OPENING TIP

For improved semen dispersion

SMOOTH AND ROUNDED TIP

For an easy insertion

FOUR TYPES OF RIGIDITY

Soft, Intermediate, Ultimate and Hard

INTEGRATED INNER STYLET

In stiffer models provides additional rigidity

INSEMINATION CATHETERS

SOFT IUI CATHETER

This soft catheter minimizes trauma to the patient.



INTERMEDIATE IUI CATHETER

Allows for some flexibility and malleability.



ULTIMATE IUI CATHETER

Malleable catheter that adopts the desired shape to facilitate its insertion.



HARD IUI CATHETER

Flexible catheter with built-in stylet. Adopts and maintains the desired shape.



PRODUCT REFERENCES

IUI Catheters

Order Number	Description	Diameter (Fr)	"Length (cm)"
131184	Soft	5.2	18
131182	Intermediate	6	18
131186	Ultimate (with built-in stylet)	6	18
131181	Hard (with built-in stylet)	6	18
131104	Soft	5.2	10
131102	Intermediate	6	10
131106	Ultimate (with built-in stylet)	6	10
131101	Hard (with built-in stylet)	6	10

Quality control

- SAL (Sterility Assurance Level): 10^{-6}
- LAL assay for Endotoxin
- MEA (Mouse embryo assay)
- HSSA (Human Sperm Survival Assay)
- Shelf life: 3 years

TRAINING
PROGRAM

OUR GREATEST ACHIEVEMENT IS FOR YOU **TO OBTAIN THE BEST CLINICAL RESULTS**

Kitazato has spent over a decade investing in training and workshops around the world. Thousands of embryologists have learned the Tips & Tricks of the Kitazato Vitrification, whether at conferences, on visits to clinics, or at our reference support centers and training facilities.

We know that **The Cryotop® Method** offers the best survival results on the market, and we are committed to helping you achieve this. To do so, our trainings are always led by experienced professionals, belonging to some of the most renowned clinics in the world, supported by our team of specialized embryologists.

During our trainings, we reinforce the learning process by starting with a theoretical session followed by a hands-on one in which trainers share valuable knowledge and experiences from their daily routines that will help you master **The Cryotop® Method**. We guarantee that no question will go unanswered.

**8**

Hands-on
workshops
regularly led in
8 countries

**+5,000**

Embryologists
trained
worldwide

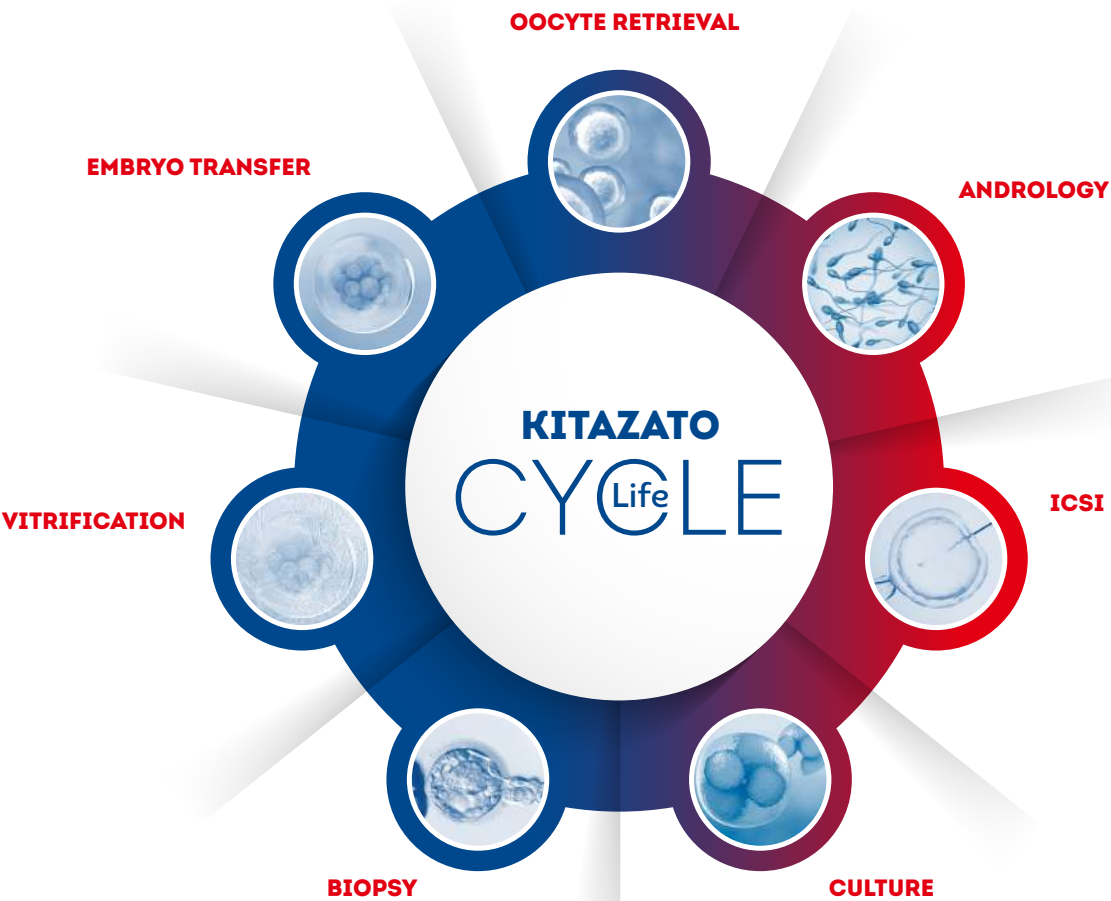
**+15**

Years
investing in
training &
workshops

THE IVF CYCLE TO MAKE LIFE HAPPEN

Kitazato offers a broad selection of quality products that maximize success at every step of the IVF LifeCycle

Learn more about
the products
involved in each
IVF procedure



KITAZATO®

KITAZATO CORPORATION
100-10 Yanagishima, Fuji
Shizuoka 416-0932 Japan
Tel +81 545-65-7122
Fax +81 545-65-7128
contact@kitazato.co.jp

KITAZATO | DIBIMED
C/ Jorge Comín, 3 Bajo 1-2
46015 Valencia, Spain
Tel +34 96 305 63 95
Fax +34 96 305 63 96
info@dibimed.com
Official Representative of Kitazato

